



The Analytical Report of the School Board Questionnaires



This project has been funded with support from the European Commission. This publication reflects the views only of the author, and the Commission cannot be held responsible for any use which may be made of the information contained therein.

Prepared by:

Stredná odborná škola Holíč, Námestie sv. Martina 5, Holíč, Slovakia



The Analytical Report of the School Board Questionnaire

The place: the meetings, where the questionnaires were distributed to the students twice for answering, were held in Portugal from 11 May to 16 May, 2015 and in the Czech Republic from March 14 to March 18, 2016. They were attended by the students and teachers from Austria, the Czech Republic, Italy, Portugal, Slovakia and Turkey.

The task: one of the meeting tasks, besides other ones, was represented by questionnaires focused on boarding in schools participating in the project. The students of all participating 6 schools filled out the questionnaires.

The questionnaires objective: to determine statistically eating possibilities in schools, satisfaction with food, variety of food choice, board surroundings etc.

School Board Questionnaire Results

The survey in both countries covered **110 students of all 6 schools** corresponding to the total number of completed and returned questionnaires. Although the students were to mark always only one of the options, some of them circled more answers in one issue or did not respond to some questions at all. In view of this, therefore the results are not entirely objective expressed as a percentage evaluation.

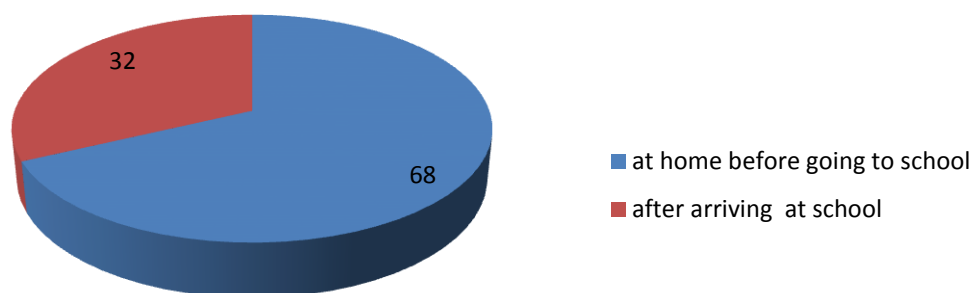
The question number 11 is formulated in a way that some students marked more than one answer and thus overall rating achieved more than 100% and therefore a graph for this question cannot be constructed.

Only the answers, to which minimum **6 students and more** replied, are evaluated. The answers with **5 replies or less and without marking** are not included in the statistical percentage calculation. These answers are designated as **not included**. Some of the students did not mark their copies by the country symbol so the whole questionnaire had to be summarized **only as a complex** of all the returned copies and thus no specific percentage results by individual countries could be statistically done.

1. Your first meal of the day is

a) at home before going to school	75	68%
b) after arriving at school	35	32%

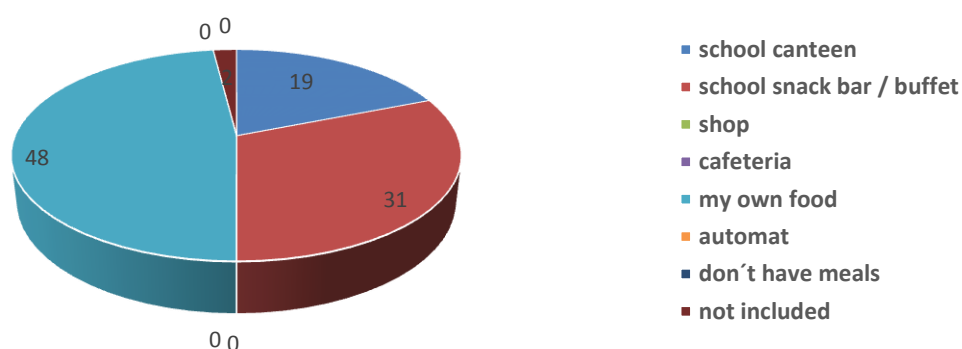
Your first meal of the day is



2. Where do you have / take your meals during the day (school pauses)?

a) school canteen	21	19%
b) school snack bar / buffet	34	31%
c) shop	0	
d) cafeteria	0	
e) automat	0	
f) my own food	53	48%
g) don't have meals	0	
not included		2%

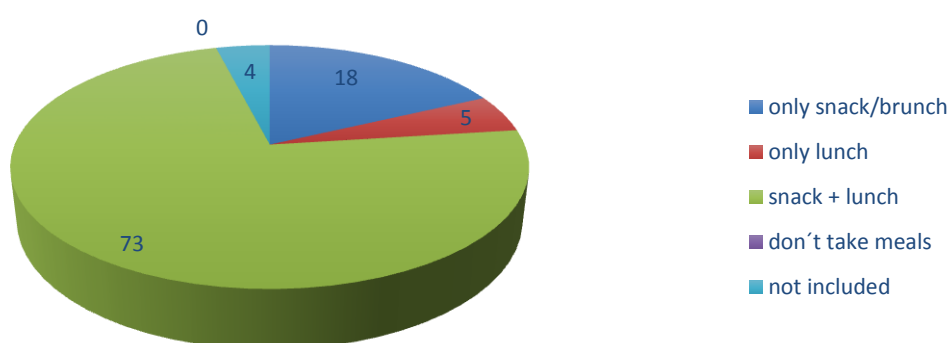
Where do you have / take your meals during the day (school pauses)



3. During the day you have

a) only snack / brunch	20	18%
b) only lunch	6	5%
c) snack + lunch	80	73%
d) don't take meals not included	0	4%

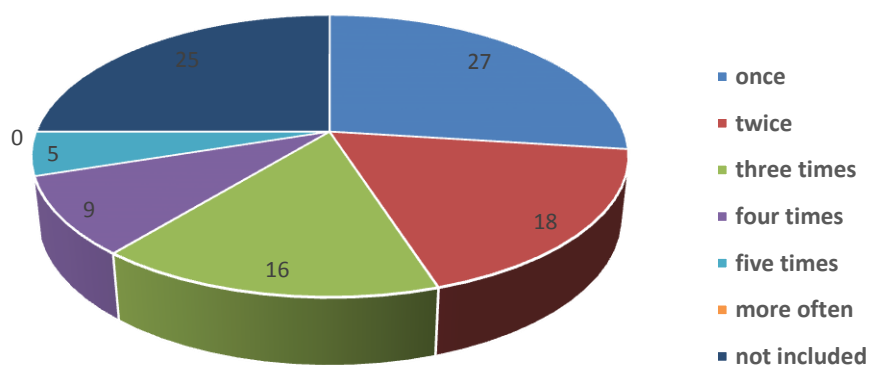
During the day you have



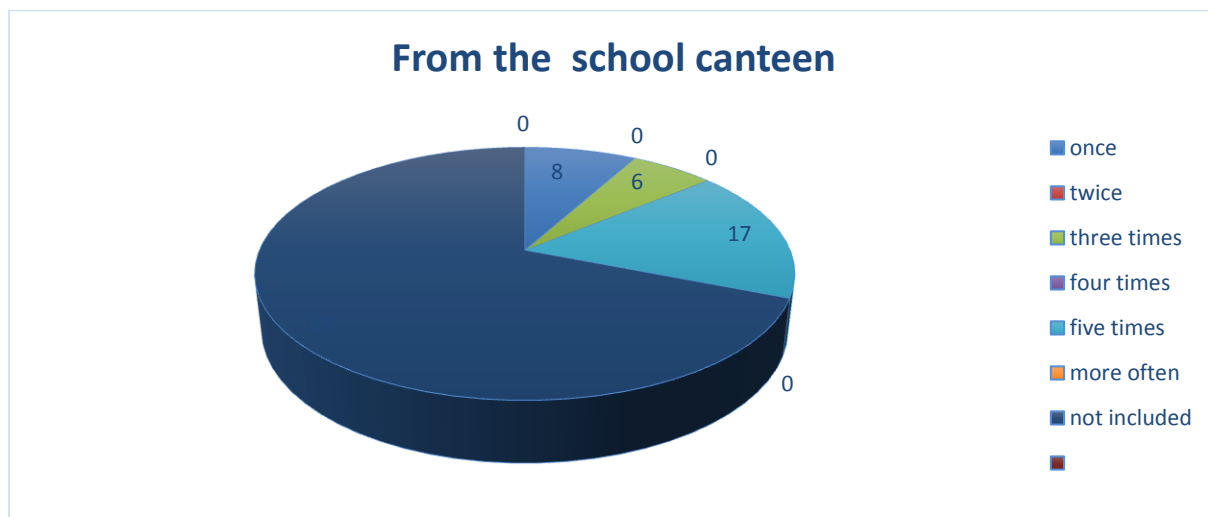
4. How often do you buy food at school per week?

From the buffet :	1x	30	27%
	2x	20	18%
	3x	18	16%
	4x	10	9%
	5x	6	5%
more often		0	
not included			25%

From the buffet

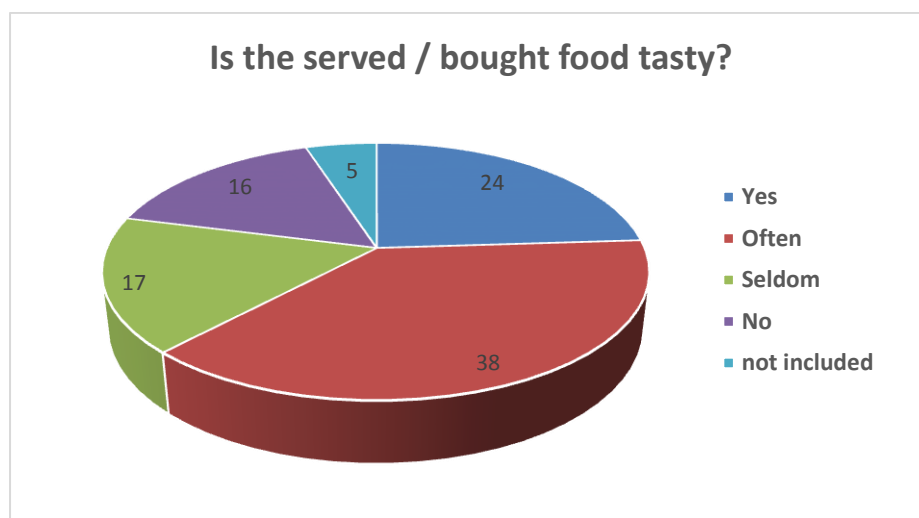


From the school canteen (CZ, PT, TU):	1x	9	8%
	2x	0	
	3x	7	6%
	4x	0	
	5x	19	17%
	more often	0	
no canteen (AUT, IT, SK)			
not included			69%



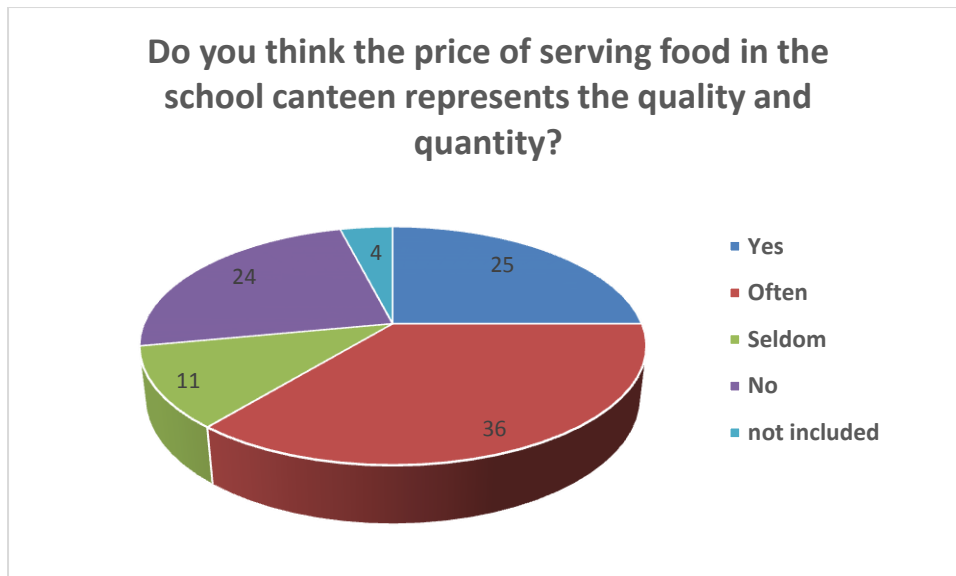
5. Is the served / bought food tasty?

a) Yes	26	24%
b) Often	42	38%
c) Seldom	19	17%
d) No	18	16%
not included		5%



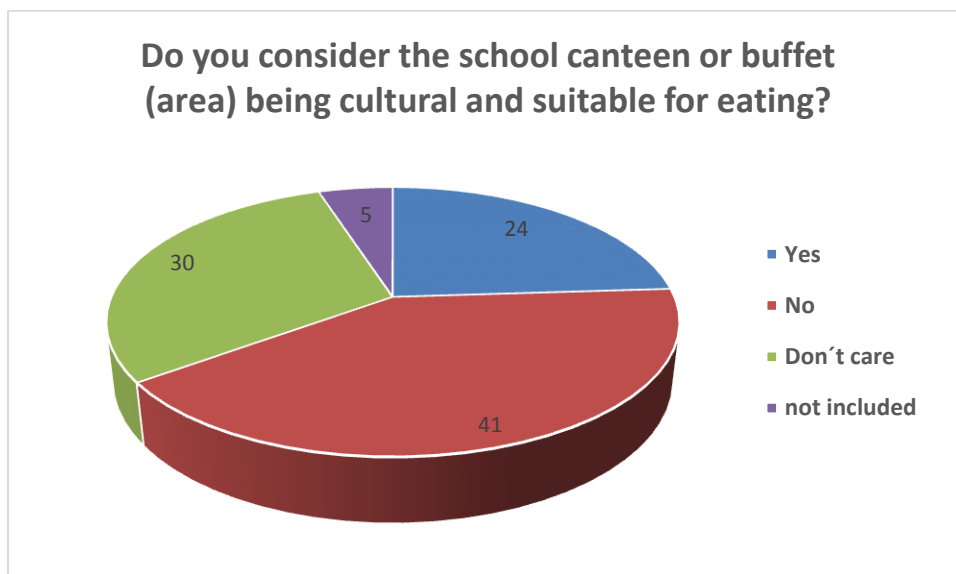
6. Do you think the price of serving food in the school canteen represents the quality and quantity?

a) Yes	27	25%
b) Often	40	36%
c) Seldom	12	11%
d) No	26	24%
not included		4%



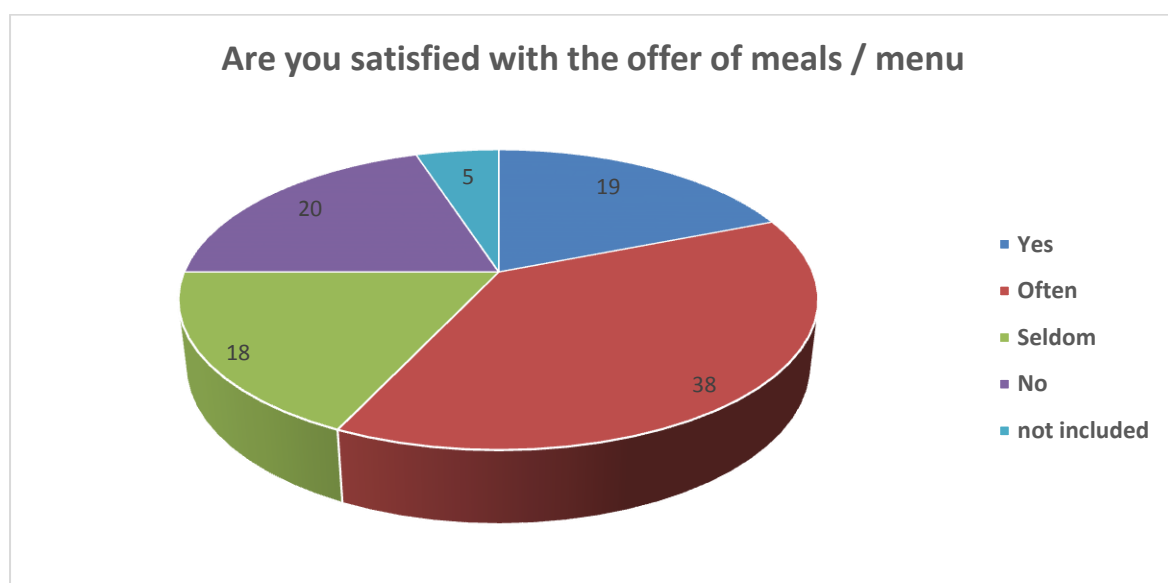
7. Do you consider the school canteen or buffet (area) being cultural and suitable for eating?

a) Yes	26	24%
b) No	45	41%
c) don't care	33	30%
not included		5%



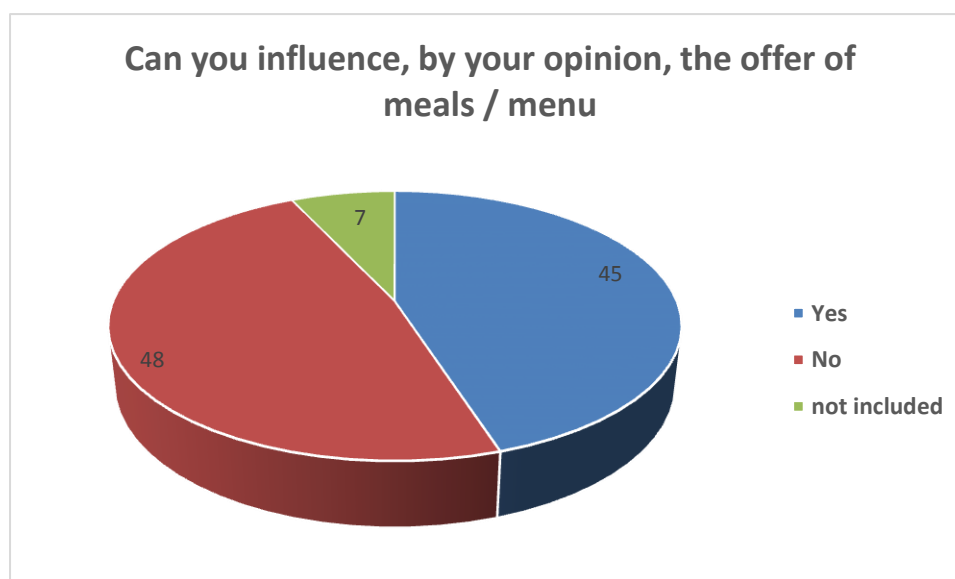
8. Are you satisfied with the offer of meals / menu?

a) Yes	21	19%
b) Often	42	38 %
c) Seldom	20	18%
d) No	22	20%
not included		5%



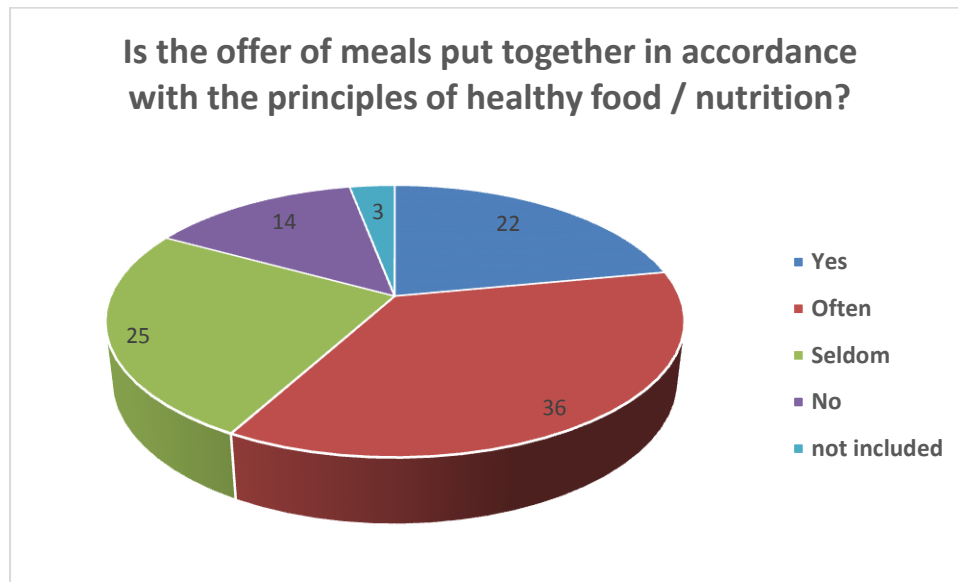
9. Can you influence, by your opinion, the offer of meals / menu?

a) Yes	49	45%
b) No	53	48%
not included		7%



10. Is the offer of meals put together in accordance with the principles of healthy food / nutrition?

a) Yes	24	22%
b) Often	40	36%
c) Seldom	27	25%
d) No	15	14%
not included		3%



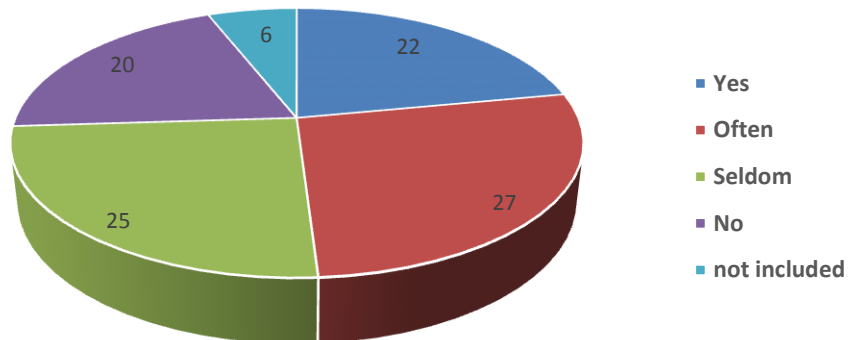
11. Does your snack bar or school canteen offer the following food, too?

a) fruit, fruit salads	28	25%
b) vegetables, vegetable salads	36	33%
c) dairy products	44	40%
d) wholemeal baked products	37	34%

12. Are you satisfied with offered dishes? (diversity, new dishes, vegetarian dishes, etc.)

a) Yes	24	22%
b) Often	30	27%
c) Seldom	28	25%
d) No	22	20%
not included		6%

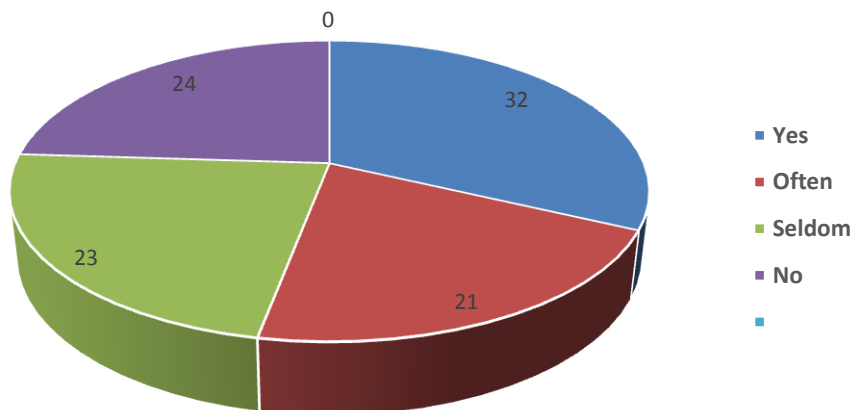
Are you satisfied with offered dishes? (diversity, new dishes, vegetarian dishes, etc.)



13. Are you satisfied with the portion quantities?

- | | | |
|-----------|----|-----|
| a) Yes | 35 | 32% |
| b) Often | 23 | 21% |
| c) Seldom | 25 | 23% |
| d) No | 28 | 24% |

Are you satisfied with the portion quantities



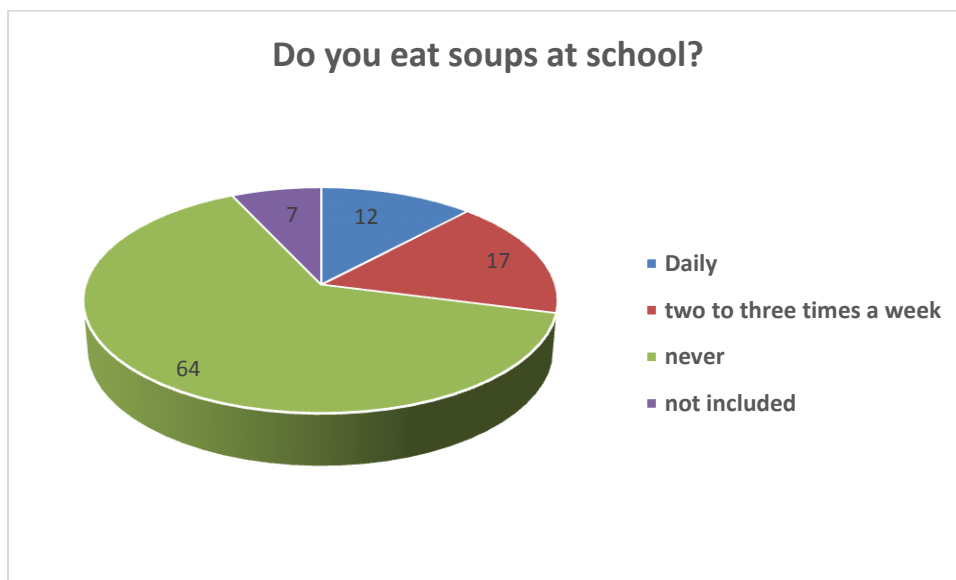
14. Are you satisfied with the overall quality of food?

- | | | |
|--------------|----|-----|
| a) Yes | 29 | 26% |
| b) Often | 25 | 23% |
| c) Seldom | 25 | 23% |
| d) No | 25 | 23% |
| not included | | 5% |



15. Do you eat soups at school?

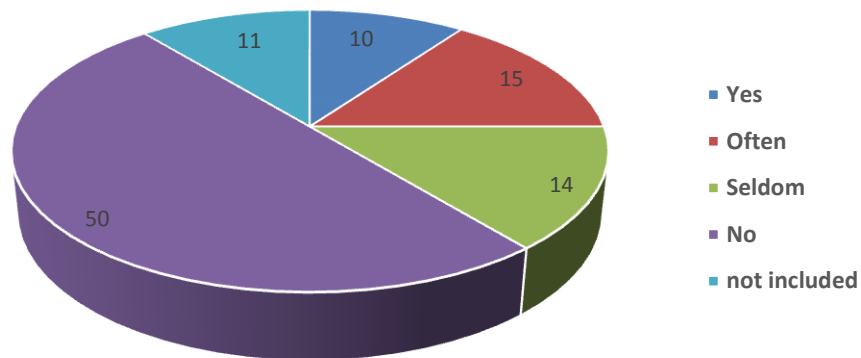
a) Daily	13	12%
b) two to three times a week	19	17%
c) never	70	64%
not included		7%



16. Are you satisfied with the quality of soups?

a) Yes	11	10%
b) Often	16	15%
c) Seldom	15	14%
d) No	55	50%
not included		11%

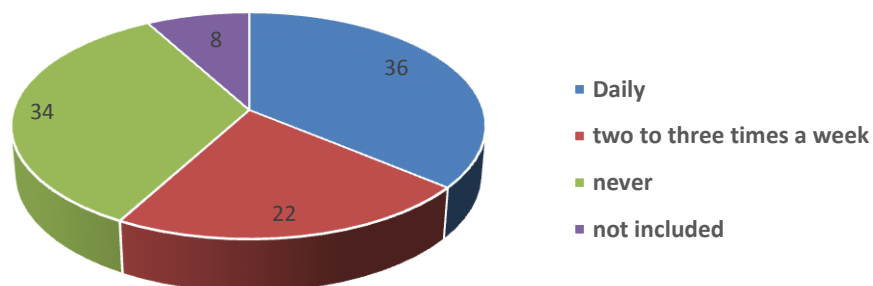
Are you satisfied with the quality of soups?



17. Do you eat main meals at school?

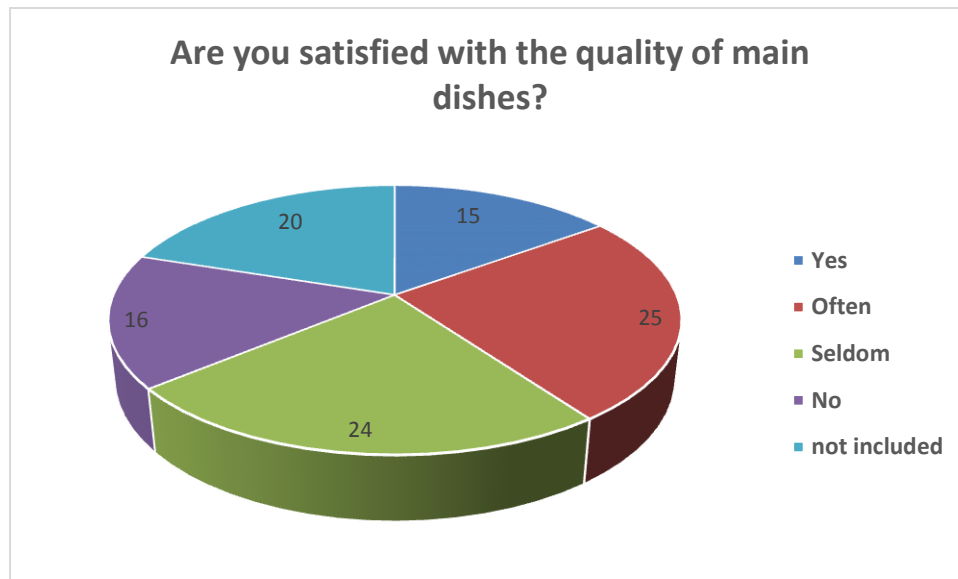
a) Daily	40	36%
b) two to three times a week	24	22%
c) never	37	34%
not included		8%

Do you eat main meals at school?



18. Are you satisfied with the quality of main dishes?

a) Yes	16	15%
b) Often	27	25%
c) Seldom	26	24%
d) No	18	16%
not included		20%



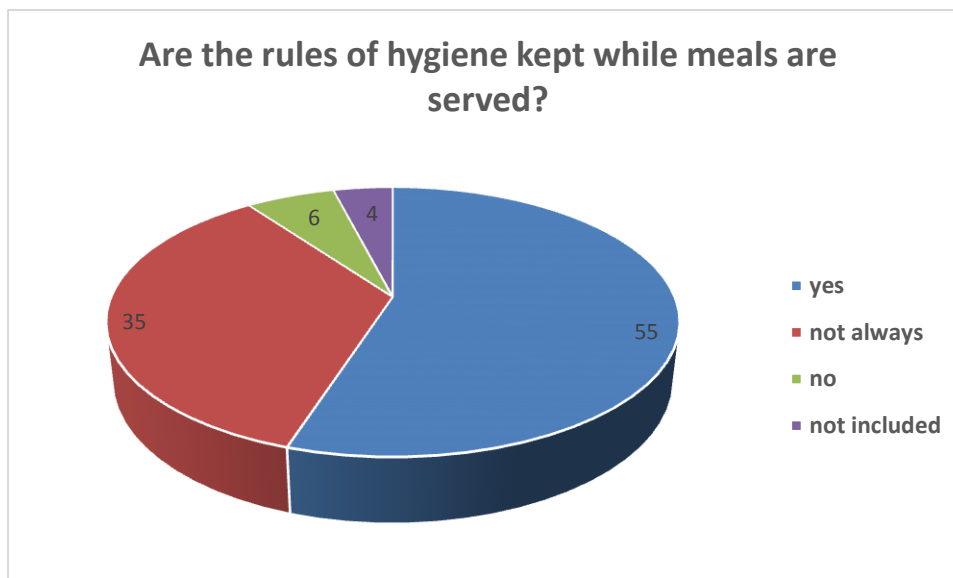
19. Are you satisfied with the quality of salads, desserts, drinks etc.?

a) Yes	39	35%
b) Often	25	23%
c) Seldom	21	19%
d) No	14	13%
not included		10%



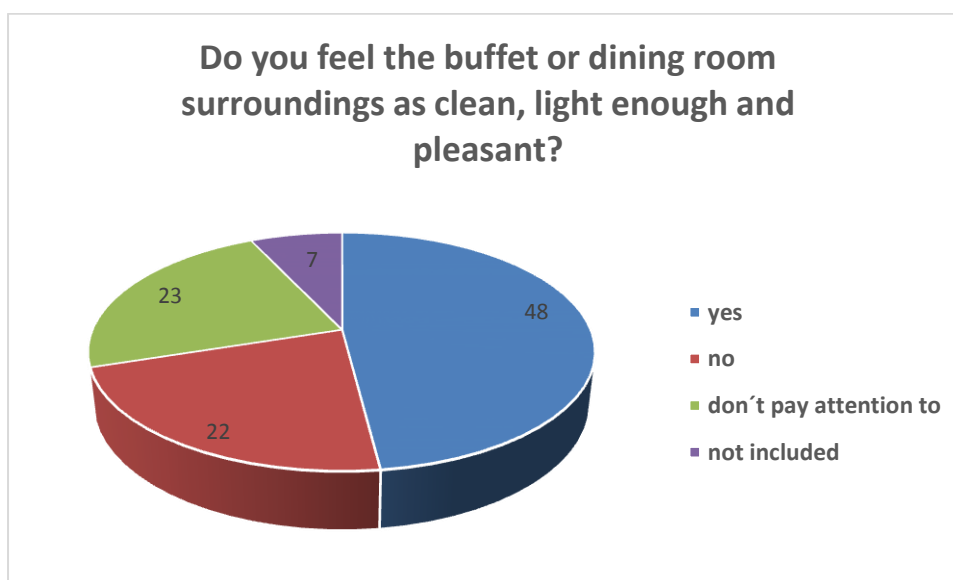
20. Are the rules of hygiene kept while meals are served?

a) Yes	61	55%
b) not always	38	35%
c) no	7	6%
not included		4%



21. Do you feel the buffet or dining room surroundings as clean, light enough and pleasant?

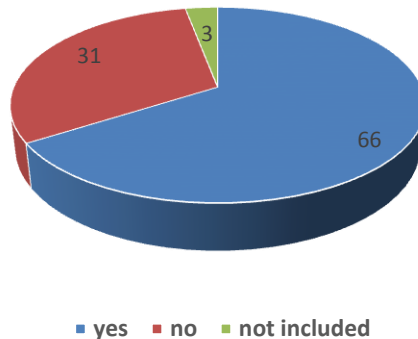
- | | | |
|---------------------------|----|-----|
| a) Yes | 53 | 48% |
| b) No | 24 | 22% |
| c) don't pay attention to | 25 | 23% |
| not included | | 7% |



22. Can you wash your hands with soap in the school canteen, in the snack bar / buffet or somewhere nearby?

- | | | |
|--------------|----|-----|
| a) Yes | 73 | 66% |
| b) No | 34 | 31% |
| not included | | 3% |

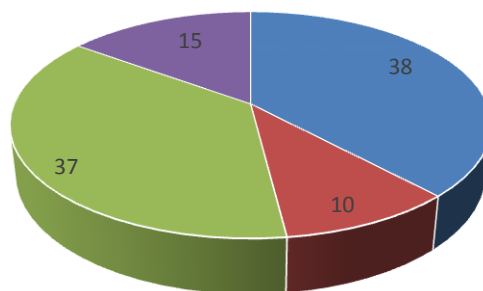
Can you wash your hands with soap in the school canteen, in the snack bar / buffet or somewhere nearby?



23. When you wash your hands, you have at disposal

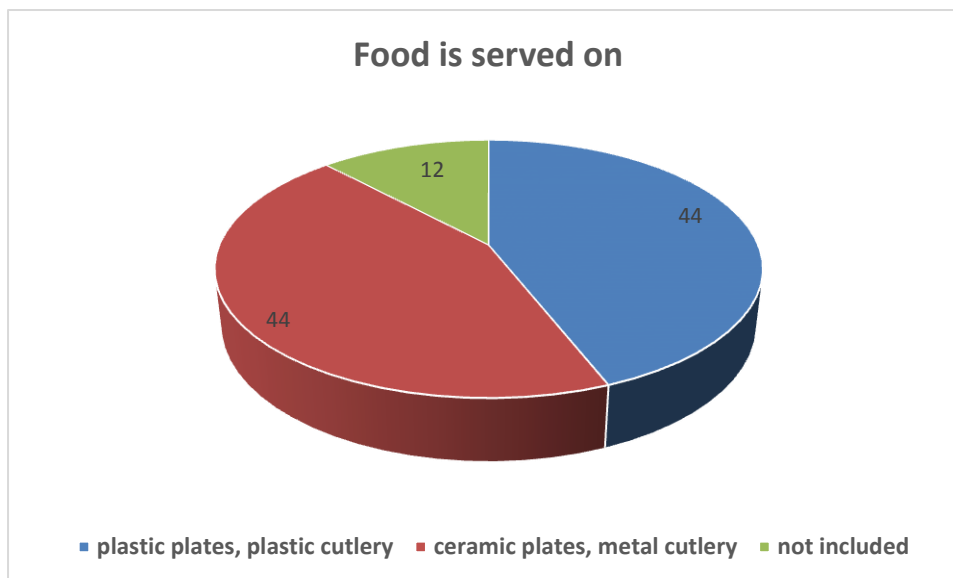
a) paper towels	42	38%
b) hand towels	11	10%
c) nothing	41	37%
d) hand dryer	17	15%

When you wash your hands, you have at disposal



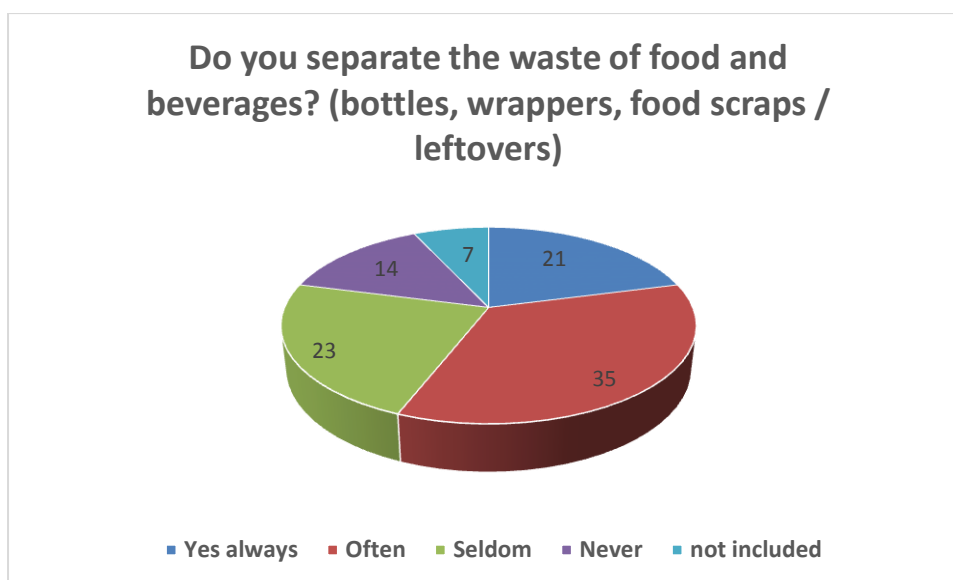
24. Food is served on

a) plastic plates, plastic cutlery	48	44%
b) ceramic plates, metal cutlery	48	44%
not included		12%



25. Do you separate the waste of food and beverages? (bottles, wrappers, food scraps / leftovers)

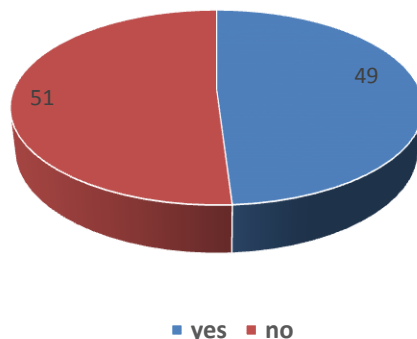
a) yes always	23	21%
b) often	39	35%
c) seldom	25	23%
d) never	15	14%
not included		7%



26. Do you have possibilities to eat your food at school area in the fresh air? (school park, terrace, etc.)

a) Yes	54	49%
b) No	57	51%

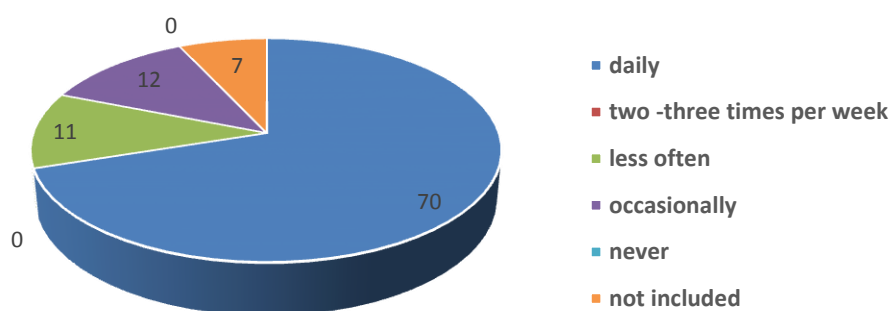
Do you have possibilities to eat your food at school area in the fresh air? (school park, terrace, etc.)



27. How often do you eat during the pauses or for the whole day ?

a) daily	77	70%
b) 2 - 3 times a week	0	
c) less often	12	11%
d) occasionally	13	12%
e) never	0	
not included		7%

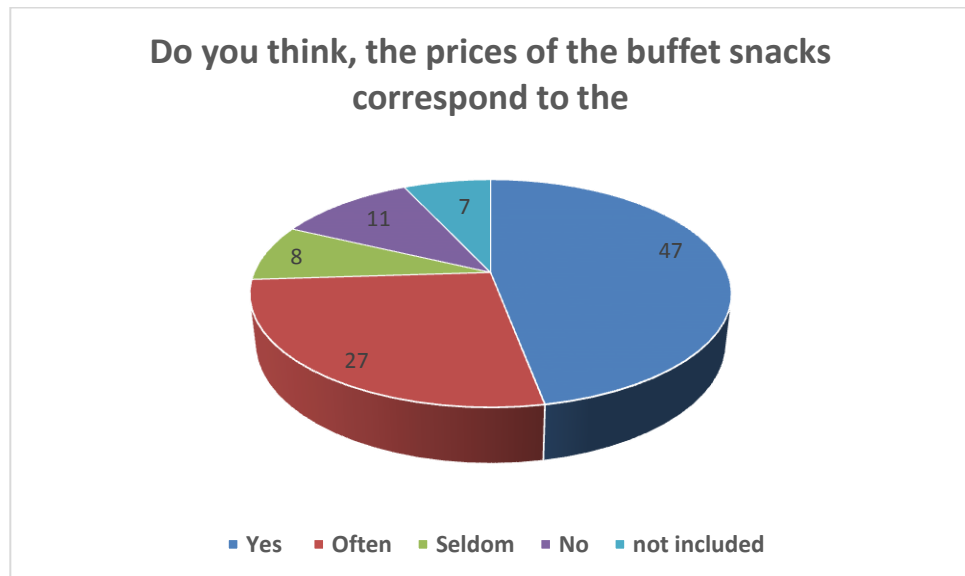
How often do you eat during the pauses or for the whole day ?



The buffet part of the questionnaire

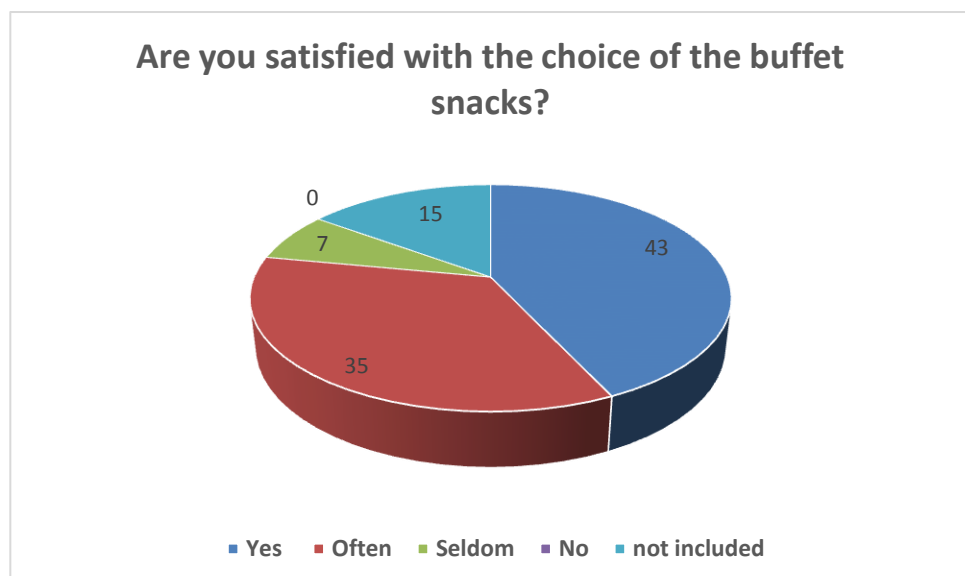
28. Do you think, the prices of the buffet snacks correspond to the quality and quantity?

a) Yes	52	47%
b) Often	30	27%
c) Seldom	9	8%
d) Not	12	11%
not included		7%



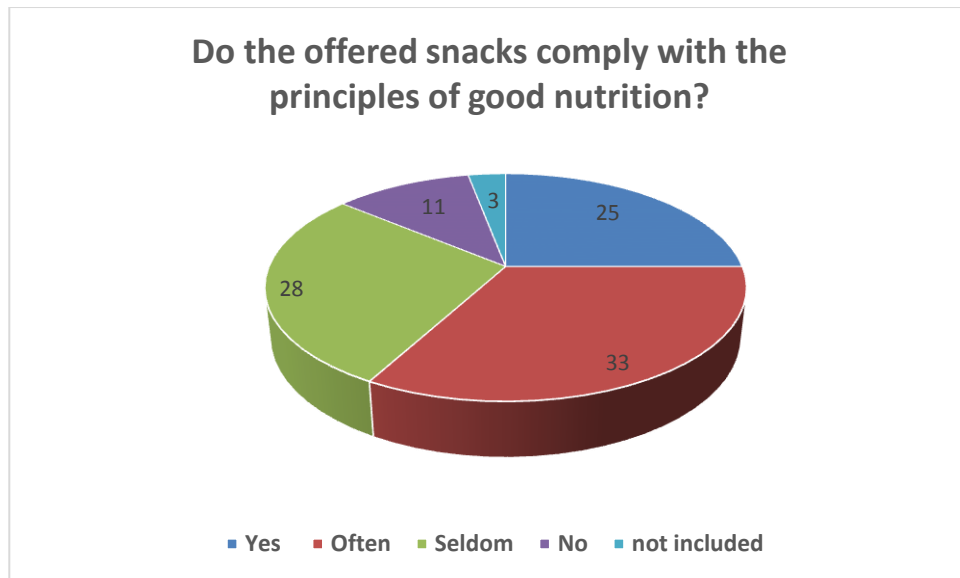
29. Are you satisfied with the choice of the buffet snacks?

e) Yes	47	43%
f) Often	39	35%
g) Seldom	8	7%
h) Not	0	
not included		15%



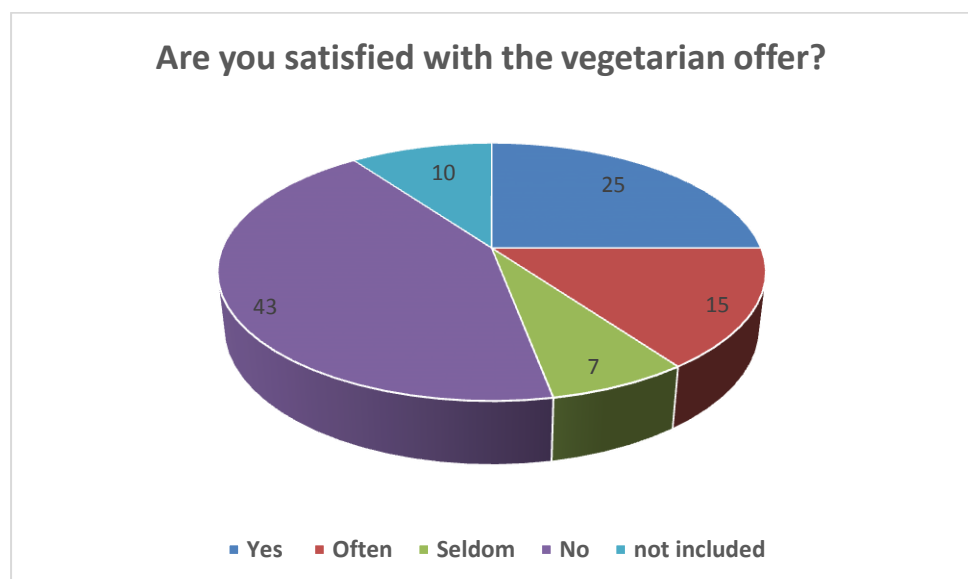
30. Do the offered snacks comply with the principles of good nutrition?

a) Yes	27	25%
b) Often	36	33%
c) Seldom	31	28%
d) No	12	11%
not included		3%



31. Are you satisfied with the vegetarian offer?

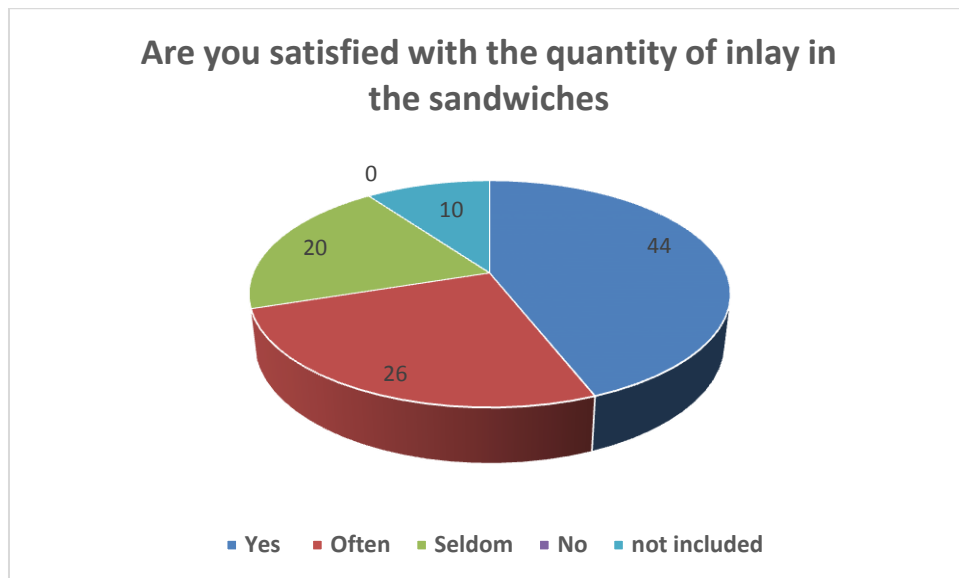
a) Yes	27	25%
b) Often	17	15%
c) Seldom	8	7%
d) No	47	43%
not included		10%



32. Are you satisfied with the quantity of inlay in the sandwiches?

a) Yes	48	44%
b) Often	29	26%
c) Seldom	22	20%
d) No	0	

not included 10%



Some questionnaire high-proportional answers of all schools

Austria, Slovakia and Italy:

These schools have no canteen for own students resp. if there is one, students do not eat in the canteen.

68% of students have their first meal of the day at home before going to school

48% of students take their own food to school

73% of students have snack + lunch during the school day

41% of students do not consider the school canteen or buffet (area) being cultural
and suitable for eating

48% of students cannot influence, by their opinion, the offer of meals / menu

64% of students do not eat soups at school

50% of students are not satisfied with the quality of soups

55% of students are satisfied with the rules of hygiene while meals are served

66% of students can wash their hands with soap in the school canteen, in the snack
bar / buffet or somewhere nearby

51% of students say they have no possibilities to eat your food at school area in the
fresh air (school park, terrace, etc.)

70% of students eat daily during the pauses

Students' peculiar board proposals

Proposals to improve the offer, quality, variety of food, surroundings for eating, etc.

In all schools - in buffets /snack bars/ or in canteens our students would like to get a wider choice of healthier food such as vegetable and vegetarian meals, variety of salads and snacks, a choice between meat and fish.

In **Slovakia** there is a special requirement for buying some fruit. Slovak students do not like waiting in a long line at the buffet. Students from **Austria** require the longer buffet opening hours so that the buffet could be opened after 12 pm, thus longer.

The students from the **Czech Republic** mentioned they pay for the food whose quality is not very good. From **Italy** there is a comment asking for stricter criteria for preparing meals at the snack bar.

In **Portugal** some students presented a requirement to listen to music while eating lunch at the canteen. The students of **Turkey** would like to have more space and cozier canteen where they could get more home-made meals and soups.

In those schools /**Austria, Italy, Slovakia**/ which do not have a student canteen, the students of our survey remarked they would like to get a certain chance to have the canteen in the future.